

UPCERA



# FLNTScan R1

## Intraoral Scanner

---

Reliable Materials Expert

# FLNTScan R1

## Intraoral Scanner

- ✓ Calibration free
- ✓ Spontaneous heating and windless anti-fog
- ✓ Detachable and fixed cable
- ✓ Fashion and lighter handpiece
- ✓ Autoclavable 100 times per tip



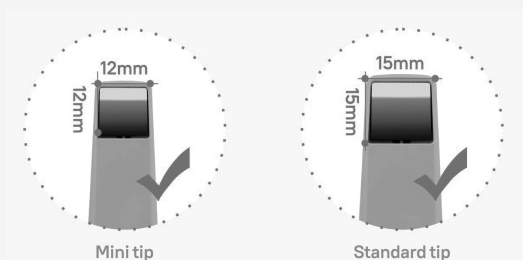
### 3D True Color

The latest image rendering technology has been upgraded, making the color reproduction more realistic, which is convenient for dentist-patient communication.



### AI Scan

The AI function built into the software, not only does it remove any soft tissue artefacts captured automatically but it completely ignores the tongue and cheeks.

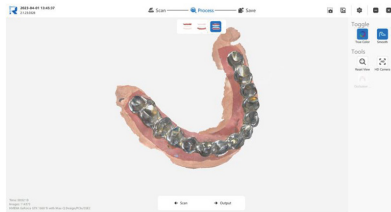


Open system



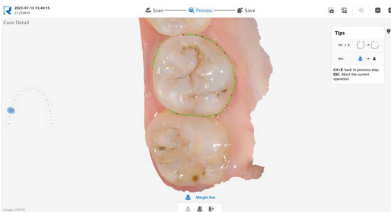
Multilingual system

## Unique Functions



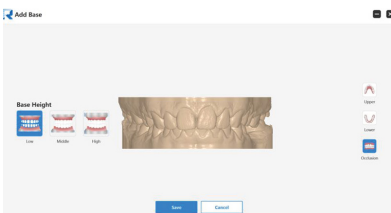
### Metal Scan

Key optimizations have been made for the difficulty of noises and reflecting during metal scanning. Optimized metalscan tools can help dentists scan all kinds of metal materials easier.



### Margin Line Drawing

The Margin Line tool can help dentists draw a margin line on the scan data and export it to a proprietary format. The marked margin line data can be imported to design software such as EXOCAD.



### Model Builder

The Add Base tool can help dentists generate model files that can be directly used for printing with one click.

## Specification

Handpiece	Dimension (L x W x H)	200mmX58mmX36mm
	Weight	210g
Tip	Standard tip size	79mmX19.7mmX15.8mm
	Mini tip size	80mmX16mmX15mm
	Scan area (Standard)	15mmX15mm
	Scan area (Mini)	12mmX12mm
	Depth of field	15mm
	Autoclavable	Up to 100 times Autoclavable 121°C 16mins   Autoclavable 134°C 4mins
Accuracy	Single tooth	<10µm
	Full arch	<20µm
Scan Speed	Single arch	30s
	Full arch with occlusion	90s
Calibration	Calibration free	
Output	STL, OBJ, PLY	
Connectivity	USB 3.0\Type-C	
Multilingual System	Chinese, English, French, Spanish, Russian, Portuguese Italian, Greek, Polish, Romanian, Japanese and Korean	

Follow us on:



Upcera\_Official



upcera\_\_official



UPCERA